

HOW TO PAY YOUR FEES – VU BRISBANE

VU Brisbane students are provided two options of paying their tuition fees through [ECA VU MESHEd HE](#) payment platform **or** direct bank transfer.

OPTION 1

Fee payment through ECA VU MESHEd HE

This is the preferred way to receive fees. There is no additional cost to student.

Fees are updated to your account automatically and without delay.

All students have access to **ECA VU MESHEd HE** payment platform and login details are provided in Starter Pack issued at course commencement.

Step 1: Go to <https://ecavu.meshedhe.com.au/>

Log in with your **ECA VU MESHEd HE ID** (Eg: 2021xxxxx) & password (Eg: ddmmyyyy).

Do not use your VU ID number (Eg: s860xxxxx).

Step 2: Click on the “**Payment**” tab. You will be able to view all the invoices that are due and been paidfor.

Note: *You will need to clear any outstanding fees from your previous invoice before proceeding to payfor your current invoice.*

Step 3: Click on “**Pay Now**” link to pay your fees.

Note: Enable ‘pop-up’ to access the payment page.

Tuition Fee Payments

Invoice schedule(s) for student: 2020 Courseid: BMES

Invoice Due Date	Invoice Number	Invoice Start Date	Fees	Invoice Cr.	Fee Paid	PayFees Online
24 Jul 20	25004	20 Jul 20	\$9,840.00	\$1,000.00	\$8,840.00	
20 Nov 20	25581	16 Nov 20	\$9,840.00	\$1,000.00	\$8,840.00	
19 Mar 21	26827	15 Mar 21	\$10,136.00	\$1,296.00	\$8,840.00	
23 Jul 21	28069	19 Jul 21	\$10,136.00	\$0.00	\$0.00	Pay Now

Step 4: Scroll up the page to double-check your name and email address.

Enter the amount you want to pay.

Next enter your credit/debit (VISA & MASTER) card details and click on “**Pay Now**”.

Payment Detail

Note: A service fee of 0.00% will be added to the total amount of payments made by Visa and MasterCard .

Invoice No : #28069

Enter amount you want to pay *


AU\$0.00

CHARGEABLE SERVICE FEE

AU\$10136.00


TOTAL FEE INCLUDING SERVICE FEES

Payment Method



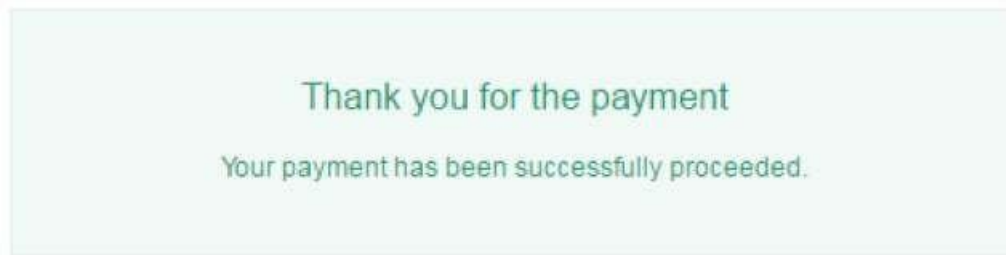
Credit Card

Click Credit Card icon to proceed the payment online with Secure Bank Gateway.

Enter your credit card details 

Step 5: You will be taken to a confirmation page for a successful payment. Note:

The receipt of payment will be sent to your email address.



OPTION 2

Fee payment through Direct Bank Deposit/ Direct Online Bank Transfer

You can make a direct deposit/ direct online bank transfer to the ECA VU Brisbane bank account.

You **MUST** include your ECA VU MESHED HE ID and Full Name as a reference when you make a directbank deposit or direct online bank transfer.

Once you have made the payment through direct bank deposit or direct online bank transfer, please forward the screenshot/e-receipt to fees@vusydney.edu.au to update your payment records. *(This is a non-reply email).*

Bank:	HSBC Bank Australia Limited
Address:	Bondi Junction, NSW 2022, Australia
BSB No:	342 078
Account No:	050 127 001
Account Name:	Education Centre of Australia Pty Ltd
SWIFT No:	HKBAAU2S

Note: Do not pay your fees through MYVU Student Portal

If you are servicing your own fees and are onshore in Australia, Option 1 is recommended – it is quicker.

IMPORTANT INFORMATION

- Please make sure you have filled your correct ECA VU MESHED HE ID and Full Name, as a reference when paying your fee through direct bank deposit or direct online bank transfer.
- Direct bank deposit and direct online domestic bank transfers may take up to 5 business days to be updated into ECA VU MESHED HE payment platform. Receipts of payment can be downloaded after payments have been reflected.
- Overseas bank transfers will take up to 7 business days to be updated into ECA VU MESHED HE payment platform.
- Please forward your bank transfer screenshots or e-receipts to fees@vusydney.edu.au (*This is a non-reply email*).