












FOOTSCRAY PARK CAMPUS PARKING MAP

LEGEND

-  ACCESSIBLE PARKING
-  BUS STOP
-  GATE
-  CAMPUS SECURITY
-  TICKET MACHINES

PARKING

-  E PERMIT
-  E PERMIT (4 HOUR)
-  RES PERMIT
-  P TICKET
-  DROP OFF PARKING
-  MOTORCYCLES
-  BIKE HUB
-  VISITOR PERMIT
-  C PERMIT

PLEASE NOTE

COUNCIL TICKET PARKING
AVAILABLE ON STREETS
SURROUNDING THE CAMPUS

Published May 2016
Parking Area details are correct at time of publishing
Use of University car parks at own risk. University
management will not accept any responsibility for
damage accident or loss.

