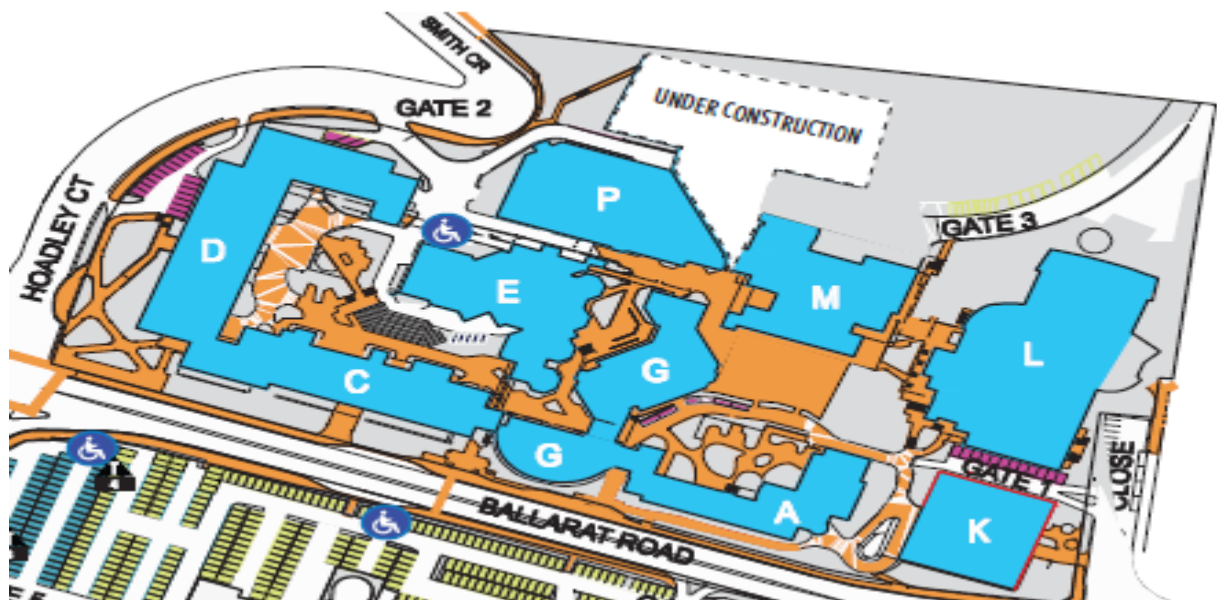






Answer Sheet

**Faculty of Health Engineering & Science,
Faculty of Arts, Education and Human
Development
on Wednesday 24, February**



Direction/Destinations	Question/Task	Answers/Stamp
Go to Building M, level 1 to find: a) VUSU Office b) The Reading Room (café) c) Career Corner d) Student Service Centre e) Bookshop f) International Student Support Office – Study Aboard Table	1) Go to the VUSU office . What is the VUSU web site address?	www.vusu.org.au
	2) Go to The Reading Room . How much does a regular latté cost? Don't forget to pick up your entry form to win a semester worth of free coffee and \$1 discount.	\$3.50
	On level 1 in building M, look up and discover what level Student Careers Development is located on?	4
	1) Find the Careers Corner . Find information on Victoria Jobs and how to register with her on Facebook?	Access Facebook
	Go to Student Service Centre , on the outside, find out what are the opening hours?	9am - 5pm Fee payments 9am - 4pm
	3) Find the ATM located on the outside of building M (east side), what bank is the ATM?	NAB
	4) Go to the doors of the Bookshop , what is the bookshop opening hours on Tuesdays and what is the web site address?	8.45 – 4.30
	5) Outside the International Student Support Office , find the Victoria Aboard table . VU students are encouraged to spend a semester of their degree overseas on student exchange. VU has partner universities in how many countries?	24
Go to Building L, on level 0 to find: Aquatic and Fitness Centre	1) On level 0, find the group exercise timetable and write down what class is on Mondays at 6pm?	Spinning & Combat Fitness
	2) Head to Aquatic and Fitness centre reception on level 0, ask for a locker key, find that locker number, open to receive a Fitness Centre promotional offer for each team member. Return the key to reception to receive your team stamp.	Aquatic and Fitness stamp here (yellow) 
Go to the Building K, level 2 to find: a) Security Table	1) Find the Security Office , on the wall outside the office, find the security contact number and enter that number into each team member's mobile phone or diary. Show this to the Security Guard or Host to receive your stamp.	Security stamp +61 3 9919 4999 
	2) On the wall opposite the Security Office locate the Shuttle Bus timetable . Where does Stop 1 depart from?	Bus stop on Ballarat Road
Go to Building M, level 1 to find: a) Student Welfare table b) Counselling table c) Disability and Equity Services table d) Student Advisory table	1) Head to Student Welfare table , what time and room number is the Housing Information Seminar taking place today? Extra Task: What is the email address for scholarships?	2:30 in M001 scholarships@vu.edu.au
	2) Head to the Counselling table , what is the number to call for Student Engagement services including Counselling? Enter the phone number for your campus in your mobile/diary.	9919 8801 9919 2399 9919 4418 (Footscray Park)
	3) Head to the Student Disability and Equity table . What is the email address for disability services and equity services?	Disability@vu.edu.au Equity@vu.edu.au

	4) Head to the Student Advisory table , collect a 'Getting involved and Getting help' brochure and ask the staff member on what level the Student Engagement Office is located in building M?	Level 2
Go to Building M level 0 to find a) VUBar	1) What are the drink specials on Tuesdays at VUBar ?	\$2.50 coffee or Soft drink on Feb 23 and 24 ONLY
Go to Building C, level 5 to find: a) Computer lab C505	1) Head to computer lab C505, approach a Host who will show you how to access: a) My VU Portal , from here, name one kind of student information you can get from here? b) Access your VU email account c) Show your team the New to VU webpage (www.vu.edu.au/newtovu), under the 'first under first four weeks section'; name one thing you should do in week 2 of semester. Complete this demonstration to receive a stamp. Extra Task: Whilst in here, find the Callista poster . What month will Calista come online and what will it enable you to do?	MYVU: Timetable, personal details, results and awards, apply for new courses, apply for scholarships and apply to graduate if you choose First Four weeks: -Check out learning support services -Check out campus event Computer stamp here:  7 April 2010. Enrolling and Paying Fees ONLINE
Go to Building G on level 3 to find: a) Lecture Theatre G370, G368 and G372 b) Environment table	1) Outside the foyer area of lecture theatre G370 find the Environment table , look through the 'Getting you to VU' brochure and write down one bus stop that takes your team to or near the Footscray park campus. Extra Task: Find the carpooling poster, what is the web site for carpooling at VU?	406 or 409 www.vu.edu.au/carpooling
Go to Level 4 to find: a) Tutorial room G433 (look for the orange door)	2) Whilst in this building, head to level 4 to G433 in this room find your team member's favourite footy teams, then find a Host and nominate someone to recite it to them to receive your team puzzle to complete. Once completed, show your answers to a Host to receive your stamp.	
Go to Building P, on level 2 to find: a) Learning Commons (Library)	1) Get onto one of the Reserve computer pods . Search the library catalogue for the following title: " Student guide to research in the digital age: how to locate and evaluate information sources " a) What is the call number ? b) See if there's a copy at your campus by clicking on the link to show all available copies. Note: FTS = Footscray Park	025.524STE Yes a copy is available
	2) Find the Copy Centre , list 2 of the specialist services that they provide.	Printed Mugs and laminating

	3) Next to the Copy Centre you will find the ITS Help desk , what is the phone number for help desk?	+61 3 9919 2777
	4) On the wall of the copy centre, find a poster listing the name of your Faculty Librarian . Who are they?	Coral Ware FHES John Tripotseris FHES Mark Armstrong-Roper FAEHD Pam Thomas FAEHD
Go to the Building E courtyard between building E (east wing) and G (west wing) to find: a) Women's room b) Parent's room	1) What is the slogan on the mural outside of the Women's room?	"Educating a woman is educating a nation"
Go to the Building M Courtyard (between bld M and A) , to find the Around VU in 60 minutes table	1) Enter the web address www.vu.edu.au/orientation onto your phone or diary. From this web address you can obtain the answers and fill out our on-line evaluation form.	www.vu.edu.au/orientation
<u>For the School Sport and Exercise Science student ONLY:</u> Go to Building L, level 1 to find: a) School of Human Movement and Exercise Science Office b) School of Human Movement and Exercise Science staff pigeon holes	1) Find the School of Human Movement and Exercise Science Office , at the touch screen (located outside the office), under important dates, in March, when is census date for semester 1? 2) Find the School of Human Movement and Exercise Science staff's pigeon Hole, whose pigeon holes are number 32, 34, 64 and 14?	Census date for semester 1 is March 31st John Tower – 32 Bob Stewart – 34 Melissa Moore – 64 Anglea Dressler – 14 Melissa Moore – 64
<u>For Education Student ONLY:</u> Go to Building C, level 4 to find: a) School of Education Office b) Project Partnership Office	1) Find the School of Education office, at the touch screen (located outside the office), under important dates, in March, when is census date for semester 1? 2) Find the Project Partnership Office, what is the room number	Census date for semester 1 is March 31st C406
Go to Building E, level 1 to find: a) Faculty of Arts, Education and Human Development Student Contact Centre b) Transition and Retention Coordinator	1) Go to the Faculty of Arts, Education and Human Development Student Centre , outside you will find a touch screen . List 2 of the menu items on the left hand side of the touch screen. 2) At the Faculty of Arts, Education and Human Development Student Centre, outside you will find your Faculty Transition and Retention Coordinator . What's his name and what day of the week is he at Footscray Park?	Timetable Important date Brain Zammit, FP office hours tba

<p><u>For the School of Communication and the Arts, Social Sciences and Psychology students ONLY:</u></p> <p>Go to Building E, level 2 to find:</p> <p>a) School of the Arts, Social Sciences and Psychology staff pigeon hole</p>	<p>1) Find the School of the Arts, Social Sciences and Psychology staff pigeon hole staff pigeon. Whose pigeon holes are numbers 92, 28, 30 and 44?</p>	<p>92 – Brian Zammit 28 – Randall Stephen 30 – Pam Cowell 44 – Adrian Fisher</p>
<p>Go to Building D on level 2 to find: Lecture theatre D232</p> <p>a) Tutorial rooms D201-D208</p> <p>on level 3 to find:</p> <p>b) Faculty Health Engineering and Science Student Contact Centre</p>	<p>1) Go to lecture theatre D232. Find a chuppa chup for each team member.</p> <p>2) Find tutorial rooms D201-208, what is this area called (hint: the name is located on the outside sliding door)</p> <p>3) Go to the Faculty of Health, Engineering and Science Student Contact Centre, name 2 pieces of information you can find on the touch screen and what is the Centre opening hours?</p>	<p>Multipurpose Engineering area</p> <p>Fast forward – there are no touch screens located here</p>
<p>Go to Building D on level 6 to find:</p> <p>a) Computer lab D633 b) School of Engineering and Science Office</p> <p>on level 7 to find:</p> <p>a) Problem Based Learning (PBL) rooms, D701a-i</p>	<p>1) Go to computer lab in D633 and approach a Host who will show you how to access:</p> <p>d) My VU Portal, from here, name one kind of student information you can get from here?</p> <p>e) Access your VU email account</p> <p>f) At www.vu.edu.au/newtovu, under 'first four weeks', name one thing you should do in week 2 of semester.</p> <p>g) Locate the Callista posters on the wall, what month will Callista come online and what will it enable you to do?</p> <p>2) Find the School of Engineering and Science reception area. What is the room number?</p> <p>3) Go to the PBL rooms on level 7 (room D701) and find a Host who will allocate your team a pod number and a puzzle. Complete the puzzle to receive your stamp from the Host.</p>	<p>MYVU: Timetable, personal details, results and awards, apply for new courses, apply for scholarships and apply to graduate if you choose.</p> <p>First Four weeks: -Check out learning support services -Check out campus event Callista: 7 April 2010.Enrolling and Paying Fees ONLINE</p> <p>D627</p> 